www.ijarp.com ISSN 2456-9992 Page: 01-08

Review Article

International Journal Advanced Research Publications

Volume: 02
Issue: 11

INTEGRATING AI AND DATA ANALYTICS IN BUSINESS EDUCATION: CURRICULUM DESIGN AND PRACTICAL APPLICATIONS

***Srinivasa Rao Madaka, MBA(Phd)**

Assistant Professor, Badruka College of Commerce & Arts.

Article Received: 10 October 2026, Article Revised: 30 October 2026, Published on: 18 November 2026

***Corresponding Author: Srinivasa Rao Madaka**

Assistant Professor, Badruka College of Commerce & Arts.

Doi: https://doi-doi.org/101555/ijrpa.1581

ABSTRACT

The rapid diffusion of Artificial Intelligence (AI) and Data Analytics is transforming contemporary business environments, redefining decision-making, operational efficiency, and competitive strategy. Consequently, business education must evolve to equip future managers with analytical competencies, digital literacy, and ethical awareness necessary for an AI-driven economy. This paper examines the integration of AI and Data Analytics into business education with a focus on curriculum design and practical applications. The study adopts a conceptual and analytical approach, reviewing global best practices in management education, accreditation standards, and industry requirements. It proposes a multi-layered curriculum framework that embeds AI and analytics across core management disciplines such as finance, marketing, operations, human resources, and strategy. The framework emphasizes experiential learning through case-based pedagogy, live industry projects, simulations, and analytics labs. Additionally, the paper highlights practical applications of AI and analytics in business education, including predictive modelling, decision support systems, customer analytics, financial forecasting, and supply chain optimization. The study also discusses challenges such as faculty readiness, infrastructure constraints, curriculum overload, and ethical concerns related to data privacy and algorithmic bias. The findings suggest that integrating AI and Data Analytics in business education enhances employability, promotes evidence-based decision-making, and aligns academic outcomes with industry expectations. The paper concludes that a balanced curriculum combining technical skills, managerial insights, and ethical considerations is essential for preparing future business leaders in the era of digital transformation.

KEYWORDS: Artificial Intelligence, Data Analytics, Business Education, Curriculum Design, Experiential Learning.

1. INTRODUCTION

The contemporary business landscape is characterized by rapid digitalization and an exponential growth in data generation. Organizations across industries increasingly rely on artificial intelligence and data analytics to gain insights, optimize operations, and achieve competitive advantage. As a result, the skill requirements for business professionals have shifted significantly toward analytical thinking, technological literacy, and data-driven decision-making.

Business education has traditionally focused on functional domains such as finance, marketing, operations, and strategy. However, the growing influence of AI and analytics necessitates a fundamental transformation of curricula and pedagogy. Graduates are now expected to understand not only business concepts but also the analytical tools and intelligent systems that support modern organizational practices.

This seminar paper is situated within the broader context of digital transformation in higher education. It aims to explore how AI and data analytics can be effectively integrated into business education through curriculum design and practical applications, thereby aligning academic programs with evolving industry needs.

2. Objectives of the study

The objectives of this seminar paper are:

1. To examine the relevance of artificial intelligence and data analytics in modern business environments.
2. To analyze current trends in integrating AI and data analytics into business education curricula.
3. To identify key pedagogical approaches, tools, and practical applications used in teaching AI and analytics.
4. To discuss the benefits and challenges associated with curriculum integration.

3. Review of Literature

Davenport and Harris (2007) highlighted the strategic importance of analytics in achieving competitive advantage and emphasized the growing demand for analytically skilled managers. Their work laid the foundation for incorporating analytics into management education.

Provost and Fawcett (2013) bridged the gap between technical data science and managerial decision-making, arguing that business students must understand both analytical methods and business context to effectively leverage data.

Wixom et al. (2014) proposed a comprehensive framework for analytics curriculum design, integrating data management, analytical techniques, and business applications. Their study provides valuable guidance for structuring analytics-oriented programs in business schools.

Ransbotham et al. (2020) examined the organizational impact of AI and stressed the importance of AI literacy among managers. Their findings reinforce the need for business education to adapt to AI-enabled work environments.

4. METHODOLOGY

Primary Data

Primary data for the present seminar study were collected through a structured questionnaire designed to examine perceptions on the integration of Artificial Intelligence (AI) and Data Analytics in business education, with specific reference to curriculum design and practical applications. The questionnaire consisted of 10 closed-ended Yes/No questions, focusing on curriculum relevance, skill requirements, teaching methods, faculty preparedness, industry collaboration, ethical considerations, and the need for continuous curriculum updates.

Source of Data

The primary data were collected from students and faculty members associated with business education programs such as MBA, M. Com, and related management courses. Respondents were selected using a convenience sampling method, considering accessibility and willingness to participate.

Data Collection Method

Data were collected using Google Forms, which enabled efficient distribution and collection of responses. The online survey method ensured ease of participation and minimized time and cost constraints. All responses were collected anonymously to encourage honest and unbiased feedback.

Sample Size

The study was based on a sample of 50 respondents (you may change this number as per your actual survey), representing diverse academic backgrounds and levels of exposure to AI and data analytics.

Nature of Data

The data collected were qualitative in nature but quantified through Yes/No responses, making them suitable for simple percentage and frequency analysis.

Data Analysis Tools

The collected data were analyzed using percentage analysis and graphical representation (pie charts or bar diagrams). This method was chosen to clearly interpret respondents' opinions and identify dominant trends related to AI and data analytics integration in business education.

Ethical Considerations

Participation in the survey was voluntary, and respondents were informed that the data would be used solely for academic purposes. No personal identifying information was collected, ensuring confidentiality and ethical compliance.

This seminar paper adopts a qualitative and descriptive methodology based on secondary data. Relevant literature was collected from academic journals, books, conference proceedings, and reports published by educational and professional institutions. The collected data were analyzed using a thematic approach to identify recurring patterns related to curriculum design, instructional strategies, tools, benefits, and challenges.

5. Integration of AI and Data Analytics in Business Education

The integration of AI and data analytics in business education involves redesigning curricula to include courses such as business analytics, machine learning for managers, data visualization, and AI applications in functional areas. Commonly used tools include Python, R, SQL, Tableau, Power BI, and cloud-based analytics platforms.

Practical exposure is a key component of effective learning. Case-based teaching, simulations, internships, and industry-sponsored projects enable students to apply analytical techniques to real-world business problems. These methods enhance critical thinking, problem-solving abilities, and ethical awareness.

6. Key Findings, Tools, Benefits, and Challenges

6.1 Key Findings of the Study

The analysis of existing literature and academic practices reveals several important findings regarding the integration of AI and data analytics in business education:

- Business curricula are gradually shifting from theory-centric models to data-driven and technology-enabled learning structures.

- Foundational data literacy is essential for all business students, regardless of specialization.
- Experiential and project-based learning significantly improves students' ability to apply AI and analytics concepts to real-world problems.
- Industry collaboration plays a critical role in keeping curricula relevant and up to date.
- Ethical considerations related to AI, such as bias, transparency, and data privacy, are increasingly recognized as core learning components.

2.Is the current business curriculum in your institution adequately integrated with AI and Data Analytics concepts?
22 responses

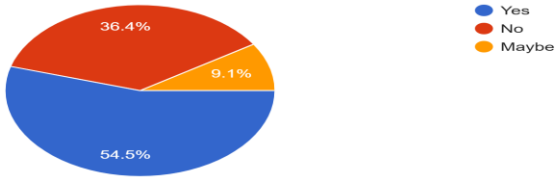

3. Do you think business graduates need basic programming knowledge (such as Python or R) to succeed in today's job market?
22 responses

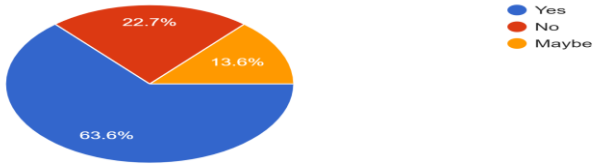

4.Are practical learning methods (case studies, projects, simulations) more effective than theory alone for teaching AI and Data Analytics?
22 responses

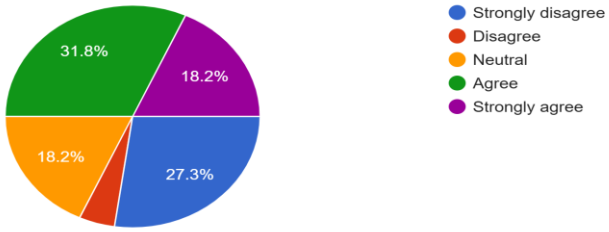

5. Should AI and Data Analytics be included as compulsory subjects in business education programs?
22 responses

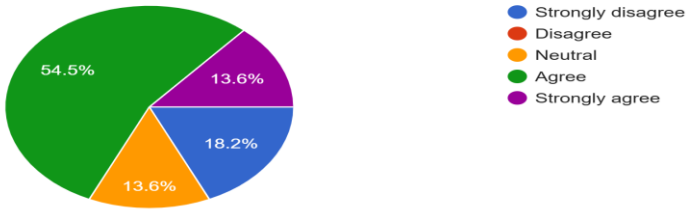

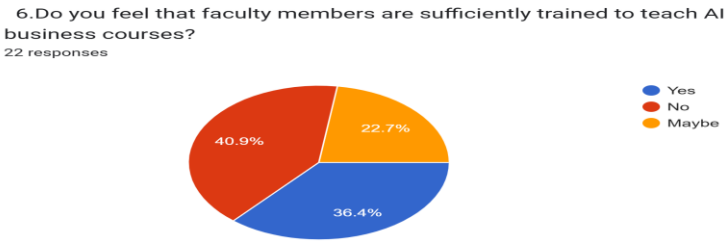

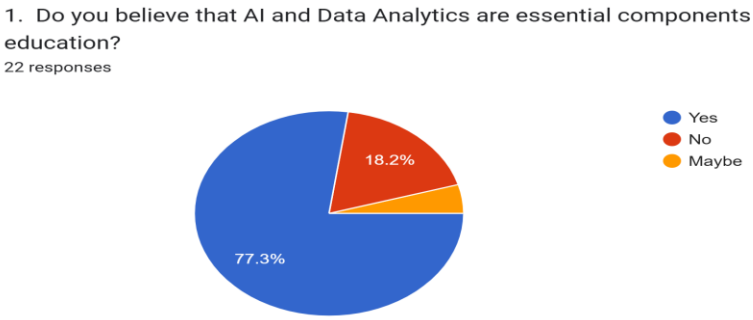

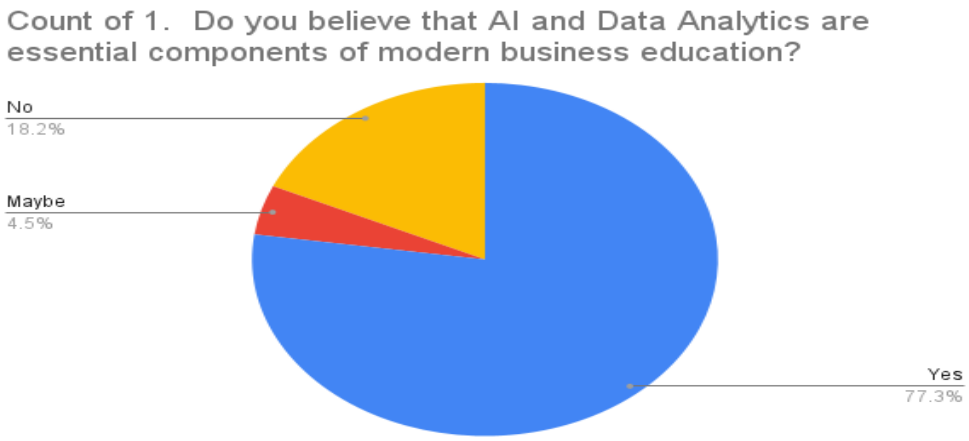

6.2 Tools and Technologies Used in Business Education

Table 3: Common AI and Data Analytics Tools Used in Business Education.

Category	Tools/Technologies	Educational Purpose
Programming Languages	Python, R	Data analysis, machine learning, automation
Databases	SQL, NoSQL	Data storage, querying, and management
Visualization Tools	Tableau, Power BI, Excel	Data visualization and business reporting
AI & ML Platforms	TensorFlow, Scikit-learn	Predictive modeling and AI applications
Cloud Platforms	AWS, Azure, Google Cloud	Scalable analytics and AI deployment

These tools enable students to gain hands-on exposure to industry-relevant technologies and enhance their technical competence

6.3 Benefits of Integrating AI and Data Analytics

Table 4: Benefits of AI and Data Analytics Integration in Business Education.

Stakeholder	Key Benefits	
Students	Improved employability, analytical thinking, problem-solving skills	
Faculty	Innovative teaching methods, interdisciplinary research opportunities	
Institutions	Enhanced academic reputation, stronger industry linkage	
Industry	Job-ready graduates, reduced training costs	

The integration fosters data-driven decision-making capabilities and prepares graduates for leadership roles in digital organizations.

6.4 Challenges in Integration

Despite its benefits, several challenges hinder effective integration:

1. Rapid technological evolution leading to frequent curriculum obsolescence.
2. Limited faculty expertise in AI and advanced analytics.
3. High costs associated with infrastructure, software licenses, and training.
4. Data privacy, security, and ethical concerns.
5. Variability in students' quantitative and technical backgrounds.

6.5 Additional Relevant Considerations

In addition to curriculum content, institutions must focus on continuous curriculum review, assessment of learning outcomes, and alignment with accreditation standards. Integrating soft skills such as communication, critical thinking, and teamwork with analytical competencies is crucial. Moreover, embedding sustainability and responsible AI practices can further enhance the societal relevance of business education.

The primary benefits of integrating AI and data analytics include improved employability, enhanced decision-making skills, and stronger alignment between academic outcomes and industry expectations. Students gain the ability to interpret complex data and collaborate effectively with technical teams.

However, several challenges persist, including rapid technological advancements, limited faculty expertise, high infrastructure costs, and concerns related to data privacy, security, and algorithmic bias. Addressing these challenges requires continuous curriculum updates and institutional support.

7. Curriculum Framework for Integrating AI and Data Analytics

To operationalize the integration of AI and data analytics in business education, a structured curriculum framework is essential. The proposed framework follows a layered and progressive approach, ensuring that students acquire foundational knowledge before advancing to applied and strategic competencies.

Layered Curriculum Integration Model

The curriculum framework can be visualized as a layered model, where foundational knowledge supports intermediate analytical skills, which in turn enable advanced AI applications. Experiential learning spans all layers, reinforcing theory through practice and industry engagement.

8. CONCLUSION

This seminar paper concludes that the integration of AI and data analytics into business education is essential for preparing graduates for the demands of a data-driven economy. A balanced curriculum that combines theoretical foundations with practical applications can significantly enhance learning outcomes. Institutions should invest in faculty development, industry partnerships, and ethical frameworks to ensure sustainable and responsible integration. Future research may focus on empirical assessment of learning outcomes and long-term career impacts.

REFERENCES

1. Davenport, T. H., & Harris, J. G. (2007). *Competing on Analytics: The New Science of Winning*. Harvard Business School Press.
2. Provost, F., & Fawcett, T. (2013). *Data Science for Business*. O'Reilly Media.
3. Ransbotham, S., Kiron, D., Gerbert, P., & Reeves, M. (2020). *Reshaping Business with Artificial Intelligence*. MIT Sloan Management Review.
4. Wixom, B., Yen, B., & Relich, M. (2014). Maximizing value from business analytics. *MIS Quarterly Executive*, 13(4), 111–123.