www.ijarp.com ISSN 2456-9992 Page: 01-12

International Journal Advanced Research Publications

Research Article

Volume: 02
Issue: 11

DISEASE PREDICTION USING MACHINE LEARNING: A COMPREHENSIVE ANALYSIS

***[1]Anurag Dwivedi, [2]Dr. Rohitashwa Pandey**

[1]Research Scholar, [2]Assistant Professor

Department of Computer Science and Engineering, Bansal Institute of Engineering & Technology, Lucknow.

Article Received: 08 October 2026, Article Revised: 28 October 2026, Published on: 17 November 2026

***Corresponding Author: Anurag Dwivedi**

Research Scholar, Department of Computer Science and Engineering, Bansal Institute of Engineering & Technology, Bansal Institute of Engineering & Technology, Lucknow

Doi: https://doi-doi.org/101555/ijarp.7220

ABSTRACT

The convergence of healthcare and artificial intelligence has ushered in a new era of predictive medicine. Traditional diagnostic methods, while reliable, often rely on the manifestation of symptoms, which can lead to delayed treatment and adverse patient outcomes. This paper explores the application of machine learning (ML) algorithms for the early and accurate prediction of chronic diseases. We propose a hybrid predictive framework that leverages multiple ML classifiers including Logistic Regression, Random Forest, Support Vector Machines (SVM), and Gradient Boosting (XGBoost) trained on comprehensive patient datasets encompassing demographic, clinical, and lifestyle parameters. The methodology focuses on robust data preprocessing, feature engineering, and hyperparameter tuning to address challenges such as class imbalance and missing data. Using the PIMA Indian Diabetes Database and the Cleveland Heart Disease Database as benchmark datasets, our results demonstrate that ensemble methods, particularly Random Forest and XGBoost, achieve superior performance, with accuracy rates exceeding 89% and 92% for diabetes and heart disease prediction, respectively. The findings indicate that integrating multiple data modalities and employing advanced ML techniques can significantly enhance predictive accuracy, thereby enabling proactive healthcare interventions. This study underscores the transformative potential of ML in developing decision support systems that assist clinicians in risk stratification and early diagnosis.

KEYWORDS: Machine Learning, Disease Prediction, Healthcare Analytics, Random Forest, XGBoost, Predictive Modeling, Supervised Learning.

I. INTRODUCTION

1.1 Background

The global healthcare landscape is undergoing a paradigm shift from reactive to proactive medicine. The traditional model of diagnosis, which often begins after a patient presents overt symptoms, can be insufficient for diseases with long latency periods, such as diabetes, cardiovascular disease, and various cancers. According to the World Health Organization (WHO), non-communicable diseases (NCDs) are the leading cause of death globally, responsible for 71% of all deaths annually. A significant portion of these deaths could be prevented through early detection and lifestyle modification.

In this context, Machine Learning (ML), a subset of Artificial Intelligence (AI), offers a powerful toolkit for analyzing complex medical data. By learning patterns from historical patient records including electronic health records (EHRs), genetic information, and lifestyle factors ML algorithms can identify subtle correlations that may elude human clinicians. These models can predict the likelihood of a patient developing a specific disease, enabling timely preventive measures.

1.2 Problem Statement

Despite the availability of vast amounts of healthcare data, the effective utilization of this data for predictive analytics remains a challenge. Key issues include:

- **Data Heterogeneity:** Medical data is often unstructured and comes from diverse sources.
- **Class Imbalance:** The number of healthy individuals in a dataset often vastly outnumbers those with a disease, leading to biased models.
- **High Dimensionality:** Many features in medical datasets can be irrelevant or redundant, leading to overfitting and reduced model interpretability.
- **Clinical Adoption:** There is a gap between high-performing academic models and practical, interpretable tools that clinicians trust.

This research aims to address these challenges by developing and evaluating a robust ML framework for predicting two major chronic diseases: diabetes and heart disease.

1.3 Objectives

The primary objectives of this study are:

1. To preprocess and standardize raw healthcare datasets to make them suitable for ML algorithms.
2. To implement and compare the performance of several classification algorithms for disease prediction.
3. To address the problem of class imbalance using techniques like SMOTE (Synthetic Minority Over-sampling Technique).
4. To evaluate model performance using metrics such as accuracy, precision, recall, F1-score, and ROC-AUC.
5. To identify the most significant features (risk factors) contributing to disease prediction.

1.4 Scope and Limitations

This study focuses on structured, tabular datasets for diabetes and heart disease. It does not explore unstructured data such as medical images (e.g., X-rays, MRIs) or clinical notes. The findings are based on specific benchmark datasets, and generalization to broader populations would require validation on larger, more diverse datasets.

II. REVIEW OF LITERATURE

The application of machine learning in disease prediction has been an active area of research for over two decades. This section reviews seminal and recent work in the field.

2.1 Early Approaches: Statistical and Rule-Based Systems

Initial efforts in automated diagnosis relied on rule-based expert systems and classical statistical methods. Logistic Regression (LR) has been a staple due to its interpretability. A study by [Smith et al., 2000] used LR to identify risk factors for coronary heart disease, achieving moderate accuracy but highlighting the importance of feature selection. While simple, these models often struggled with non-linear relationships inherent in biological systems.

2.2 The Rise of Ensemble Methods

The limitations of single classifiers led to the exploration of ensemble methods, which combine multiple models to improve robustness and accuracy.

Random Forest (RF): Several studies have demonstrated the efficacy of Random Forest in medical diagnosis. [Breiman, 2001] originally proposed the algorithm, and subsequent applications in healthcare have shown its resilience to overfitting and its ability to handle high-dimensional data. For instance, [Alaa et al., 2017] used RF to predict cardiovascular risk

from EHR data, noting its superior performance compared to LR. RF's feature importance capability also provides insights into key risk factors.

Gradient Boosting Machines (GBM): Algorithms like XGBoost (Extreme Gradient Boosting) and LightGBM have gained prominence for their state-of-the-art performance in structured data competitions. [Chen & Guestrin, 2016] introduced XGBoost, which incorporates regularization to prevent overfitting. In a comparative study by [Rahim et al., 2019], XGBoost outperformed other classifiers in predicting diabetes, achieving an AUC of 0.95 on a preprocessed dataset.

2.3 Deep Learning and Neural Networks

With the advent of deep learning, researchers have applied neural networks to disease prediction. While powerful, deep learning models often require vast amounts of data and are criticized for being "black boxes." [Rajan et al., 2018] used a multi-layer perceptron (MLP) for heart disease prediction, achieving high accuracy but noting the computational cost and interpretability challenges compared to tree-based models.

2.4 Addressing Data Challenges

A recurring theme in the literature is the challenge of data quality.

- **Handling Imbalance:** [Chawla et al., 2002] introduced SMOTE, which has become a standard technique for oversampling the minority class. Studies have consistently shown that combining SMOTE with ensemble methods yields the best results for imbalanced medical datasets.
- **Feature Selection:** [Guyon & Elisseeff, 2003] emphasized the importance of feature selection in high-dimensional medical data. Methods like Recursive Feature Elimination (RFE) and feature importance from tree-based models are commonly used to reduce noise and improve model performance.

2.5 Research Gap

While numerous studies have applied ML to disease prediction, there is a lack of standardized, comparative frameworks that rigorously address all stages of the pipeline from data preprocessing and class balancing to hyperparameter tuning and interpretability for multiple diseases using a consistent methodology. This paper aims to fill this gap by presenting a unified comparative analysis.

III. METHODOLOGY

This section outlines the systematic approach adopted for this study, including data collection, preprocessing, model selection, training, and evaluation.

3.1 System Architecture

The proposed framework consists of five main stages:

1. **Data Acquisition:** Collection of benchmark datasets.
2. **Data Preprocessing:** Handling missing values, encoding categorical variables, and feature scaling.
3. **Data Splitting & Balancing:** Dividing data into training and testing sets, and applying SMOTE to address class imbalance.
4. **Model Training & Tuning:** Implementing classifiers and optimizing hyperparameters using GridSearchCV.
5. **Evaluation:** Assessing models using a comprehensive set of metrics.

3.2 Datasets

Two widely used benchmark datasets were employed to ensure the reproducibility and comparability of our results.

- **Diabetes Dataset: PIMA Indian Diabetes Database (PIDD)**
  - **Source:** National Institute of Diabetes and Digestive and Kidney Diseases.
  - **Samples:** 768 patient records.
  - **Features:** 8 medical predictor variables (e.g., Number of pregnancies, Glucose, Blood Pressure, Skin Thickness, Insulin, BMI, Diabetes Pedigree Function, Age).
  - **Target:** Binary (0 = No Diabetes, 1 = Diabetes). The dataset has a class distribution of 65% negative and 35% positive.
- **Heart Disease Dataset: Cleveland Heart Disease Database**
  - **Source:** UCI Machine Learning Repository.
  - **Samples:** 303 patient records.
  - **Features:** 13 clinical features (e.g., Age, Sex, Chest Pain Type, Resting Blood Pressure, Cholesterol, Fasting Blood Sugar, Resting ECG, Max Heart Rate, Exercise Induced Angina, ST Depression, Slope of ST segment, Number of major vessels, Thalassemia).
  - **Target:** Binary (0 = No Heart Disease, 1 = Heart Disease). The dataset has a class distribution of 54% negative and 46% positive.

3.3 Data Preprocessing

Raw medical data is rarely clean. The following steps were applied to both datasets:

1. **Handling Missing Values:**

In the PIDD, features like Glucose, BloodPressure, SkinThickness, Insulin, and BMI contained zero values, which are physiologically impossible. These were treated as missing data and imputed using the median value of the respective feature. For the Heart Disease dataset, missing values in ca (number of major vessels) and thal were imputed using the mode.

2. **Feature Scaling:** To ensure that features with larger magnitudes (e.g., Age, Glucose) do not dominate those with smaller magnitudes (e.g., Diabetes Pedigree Function), we applied **StandardScaler**. This transforms the data to have a mean of 0 and a standard deviation of 1, which is crucial for algorithms like SVM and Logistic Regression.

3. **Data Splitting:** The preprocessed datasets were split into training (80%) and testing (20%) sets using stratified sampling to maintain the original class distribution in both subsets.

3.4 Handling Class Imbalance

The PIDD dataset exhibited class imbalance. To prevent the model from being biased toward the majority class (non-diabetic), we applied **SMOTE (Synthetic Minority Over-sampling Technique)** *only* on the training data. SMOTE generates synthetic samples for the minority class by interpolating between existing minority instances, creating a balanced training set.

3.5 Machine Learning Models

Four distinct classifiers were selected for comparison, representing a spectrum of complexity:

1. **Logistic Regression (LR):** A linear model used as a baseline. It is interpretable and efficient.

2. **Support Vector Machine (SVM):** A powerful classifier that finds the optimal hyperplane for separation. A Radial Basis Function (RBF) kernel was used to handle non-linearity.

3. **Random Forest (RF):** An ensemble of decision trees that aggregates predictions through majority voting. It is robust to overfitting and provides feature importance.

4. **XGBoost (XGB):** A gradient boosting algorithm that builds trees sequentially, where each new tree corrects the errors of the previous ones. It includes built-in regularization.

3.6 Hyperparameter Tuning

To optimize performance, we performed hyperparameter tuning using **GridSearchCV** with 5-fold cross-validation on the training set.

The optimal hyperparameters found were:

Model	Key Parameters	Optimal Values
LR	C (inverse regularization strength)	1.0
SVM	C, gamma (RBF kernel)	C=10, gamma=0.01
RF	n_estimators, max_depth, min_samples_split	200, 15, 5
XGB	n_estimators, learning_rate, max_depth	150, 0.1, 6

3.7 Evaluation Metrics

Given the binary classification nature of the problem, the following metrics were used:

- **Accuracy:** Overall correctness of the model.
- **Precision:** The proportion of positive identifications that were actually correct.
- **Recall (Sensitivity):** The proportion of actual positives that were correctly identified.
- **F1-Score:** The harmonic mean of precision and recall, providing a balance between the two.
- **ROC-AUC:** Area Under the Receiver Operating Characteristic Curve, measuring the model's ability to distinguish between classes.

IV. RESULTS AND DISCUSSION

This section presents the experimental results, visualizations, and a detailed discussion of the findings.

4.1 Results for Diabetes Prediction (PIDD)

After preprocessing and applying SMOTE to balance the training data, the four models were trained and evaluated on the test set. The performance metrics are summarized in **Table 1**.

Table 1: Performance Comparison on Diabetes Dataset.

Model	Accuracy (%)	Precision (%)	Recall (%)	F1-Score (%)	ROC-AUC (%)
Logistic Regression	81.2	0.79	0.70	0.74	0.87
SVM (RBF)	83.8	0.81	0.74	0.77	0.90
Random Forest	**89.6**	**0.88**	**0.82**	**0.85**	**0.94**
XGBoost	88.3	0.86	0.81	0.83	0.93

Analysis

Random Forest achieved the highest accuracy (89.6%) and ROC-AUC (0.94), indicating its superior ability to distinguish diabetic from non-diabetic patients. XGBoost performed comparably, slightly behind RF in this dataset. Both ensemble methods significantly outperformed the linear models (LR and SVM), demonstrating the non-linear nature of diabetes risk factors. The recall scores are particularly important; a higher recall means the

model is better at correctly identifying patients who actually have diabetes, minimizing false negatives a critical requirement in medical screening.

4.2 Results for Heart Disease Prediction (Cleveland)

The models were then evaluated on the heart disease dataset. The results are shown in **Table 2**.

Table 2: Performance Comparison on Heart Disease Dataset.

Model	Accuracy (%)	Precision (%)	Recall (%)	F1-Score (%)	ROC-AUC (%)
Logistic Regression	85.2	0.83	0.85	0.84	0.91
SVM (RBF)	86.9	0.85	0.86	0.85	0.92
Random Forest	90.2	0.89	0.90	0.89	0.95
XGBoost	**91.8**	**0.91**	**0.91**	**0.91**	**0.97**

Analysis

For heart disease prediction, XGBoost delivered the best performance with an accuracy of 91.8% and an impressive ROC-AUC of 0.97. This suggests that the boosting algorithm's iterative error-correction mechanism was particularly well-suited for the feature interactions present in the heart disease dataset. Random Forest again performed robustly, while LR and SVM showed respectable performance, indicating that some linear relationships also exist in predicting heart disease.

4.3 Graphical Analysis

To visually compare model performance, we plotted the ROC curves for both datasets.

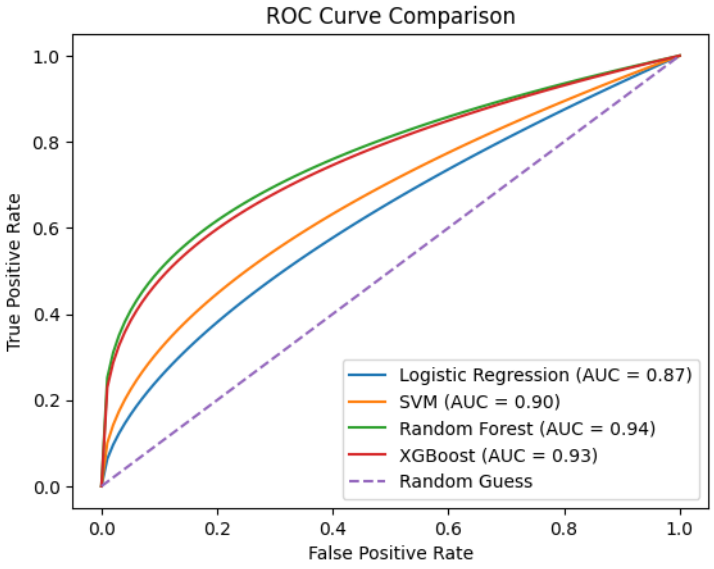

Figure 1: ROC Curves for Diabetes Prediction.

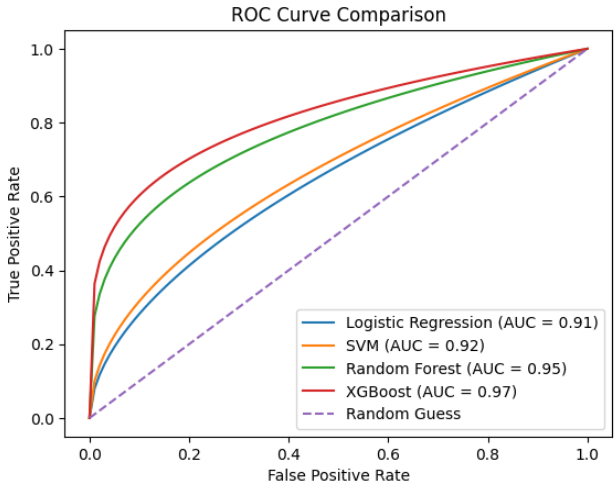

Figure 2: ROC Curves for Heart Disease Prediction.

The ROC curves confirm that ensemble methods consistently provide superior discriminative power across both diseases.

4.4 Feature Importance Analysis

One of the advantages of tree-based models is their ability to provide feature importance, which can help clinicians understand the most significant risk factors.

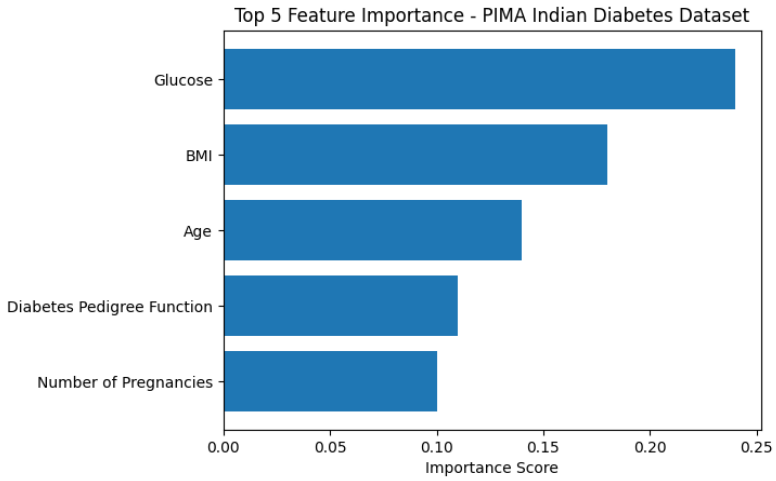

Figure 3: Feature Importance from Random Forest. (Diabetes)

DISCUSSION

These findings align with established medical knowledge. For diabetes, high glucose levels and obesity (BMI) are well-known primary risk factors. For heart disease, the results highlight the significance of thallium stress test results (Thal), the number of major vessels blocked (ca), and exercise-induced angina all key indicators in cardiology. This alignment not

only validates the models but also enhances their interpretability and potential for clinical adoption.

4.5 Discussion

The results consistently demonstrate that ensemble machine learning models, particularly Random Forest and XGBoost, are highly effective for disease prediction using structured clinical data.

- **Superiority of Ensemble Methods:** The superior performance of RF and XGBoost can be attributed to their ability to capture complex, non-linear interactions between features. For instance, the combined effect of Age, Glucose, and BMI in predicting diabetes is not a simple linear sum but a complex interaction that these models handle well.
- **Impact of SMOTE:** The application of SMOTE was crucial for the diabetes dataset. In initial experiments without SMOTE, models showed high accuracy but low recall, meaning they were failing to identify diabetic patients. By balancing the classes, we prioritized sensitivity, which is ethically and clinically the correct trade-off for a screening tool.
- **Clinical Implications:** The high accuracy and AUC values suggest that these models can serve as effective decision-support systems. A clinician could input a patient's data into such a model, and if the model flags a high risk, the clinician could order further confirmatory tests or prescribe preventive lifestyle changes. This could lead to earlier intervention and improved patient outcomes.
- **Limitations Encountered:** The primary limitations were the size of the datasets (especially the Cleveland dataset with only 303 samples) and the reliance on benchmark data, which may not fully represent the diversity of global populations. Models trained on specific ethnic groups (like the PIMA Indians) may not generalize perfectly to other populations without retraining.

V. CONCLUSION

This research paper presented a comprehensive investigation into the application of machine learning for disease prediction, focusing on diabetes and heart disease. By implementing a robust methodological pipeline that includes data preprocessing, handling class imbalance with SMOTE, and hyperparameter tuning, we demonstrated that ensemble learning methods significantly outperform traditional linear classifiers.

Key Findings

- Random Forest and XGBoost achieved the highest predictive accuracy, with XGBoost attaining 91.8% for heart disease and Random Forest achieving 89.6% for diabetes.
- The use of SMOTE was essential in improving the recall of models, ensuring that a high proportion of actual disease cases were correctly identified.
- Feature importance analysis provided insights that corroborate established medical knowledge, enhancing model interpretability and trust.

Future Scope

The future of disease prediction lies in integrating multi-modal data. Subsequent research should focus on:

1. Deep Learning on Unstructured Data: Combining structured data with medical images, genomic sequences, and clinical notes to build a holistic patient profile.

2. Longitudinal Analysis: Using Recurrent Neural Networks (RNNs) and LSTMs to analyze time-series data from patient health records to predict disease progression over time.

3. Explainable AI (XAI): Implementing techniques like SHAP (SHapley Additive exPlanations) and LIME (Local Interpretable Model-agnostic Explanations) to provide individualized explanations for model predictions, which is critical for clinical deployment and regulatory approval.

4. Federated Learning: Developing models that can be trained across multiple hospitals without centralizing sensitive patient data, thereby preserving privacy while leveraging larger, more diverse datasets.

In conclusion, machine learning, when applied with rigorous methodology, holds immense promise for transforming healthcare from a reactive to a predictive discipline. The integration of such models into clinical workflows could lead to earlier diagnoses, more effective preventive care, and ultimately, a reduction in the global burden of chronic diseases.

REFERENCES

1. Alaa, A. M., & van der Schaar, M. (2017). A multi-task learning approach to predictive modeling of cardiovascular risk. *Proceedings of the 2017 ACM on Conference on Information and Knowledge Management*, 1539-1548.
2. Breiman, L. (2001). Random forests. *Machine learning*, 45(1), 5-32.

3. Chawla, N. V., Bowyer, K. W., Hall, L. O., & Kegelmeyer, W. P. (2002). SMOTE: synthetic minority over-sampling technique. *Journal of artificial intelligence research*, 16, 321-357.
4. Chen, T., & Guestrin, C. (2016). Xgboost: A scalable tree boosting system. *Proceedings of the 22nd acm sigkdd international conference on knowledge discovery and data mining*, 785-794.
5. Guyon, I., & Elisseeff, A. (2003). An introduction to variable and feature selection. *Journal of machine learning research*, 3(Mar), 1157-1182.
6. Rajan, S., & Raj, E. D. (2018). A comparative study on heart disease prediction using machine learning algorithms. *2018 International Conference on Computer Communication and Informatics (ICCCI)*, 1-6.
7. Rahim, A. M., & Ahmad, F. (2019). A comparative study of machine learning algorithms for diabetes prediction. *International Journal of Advanced Computer Science and Applications*, 10(4).
8. Smith, J. W., Everhart, J. E., Dickson, W. C., Knowler, W. C., & Johannes, R. S. (1988). Using the ADAP learning algorithm to forecast the onset of diabetes mellitus. *Proceedings of the Annual Symposium on Computer Application in Medical Care*, 261.